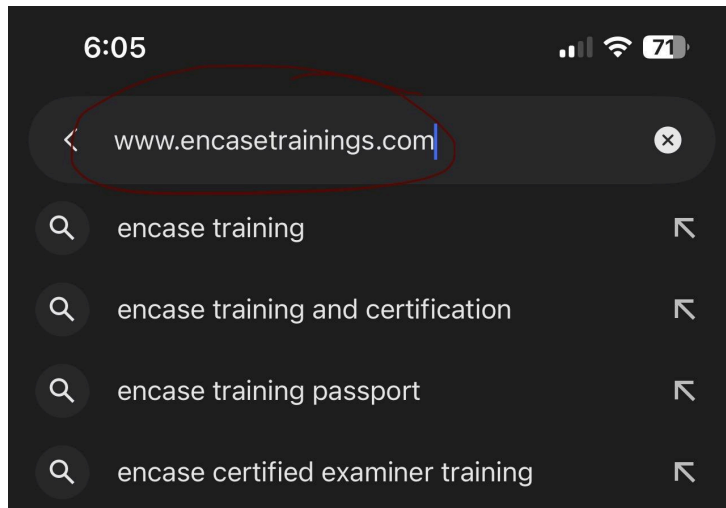
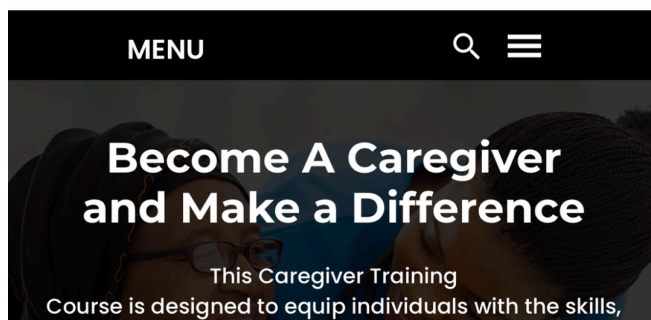
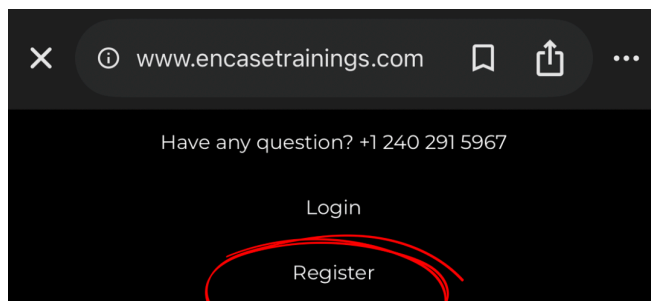


## How to Sign up

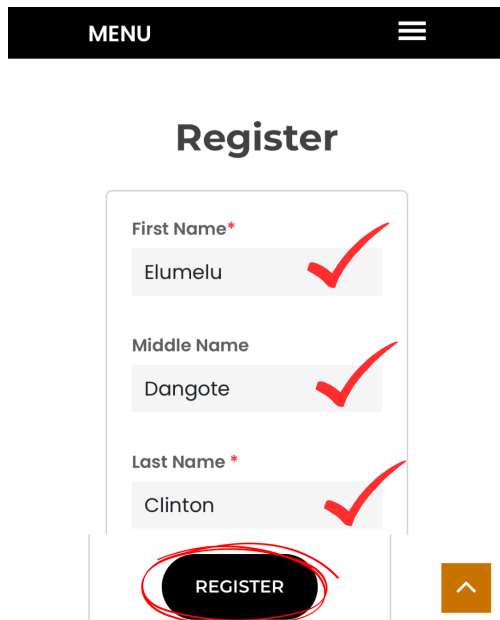
1. Log on to [www.encasetrainings.com](http://www.encasetrainings.com) on your browser e.g Chrome or Safari



2. Click on Register



3. Fill all necessary details and click on REGISTER



MENU

## Register

First Name\*

Elumelu ✓

Middle Name


Dangote ✓

Last Name \*


Clinton ✓

REGISTER

4. You should see your name next to the drop down key ( you've registered successfully)  
Now Select VIEW COURSE



Favour ▼

 encase  
trainings

MENU


## Be the Difference: Learn CPR & AED

When someone's heart stops beating, every second counts. This CPR and AED Training course equips you with the essential skills to respond to cardiac emergencies confidently and effectively, whether at home, in the workplace, or in public settings.

VIEW COURSE

5. Select your preferred course , go through your description and course outlineand click enroll

Corporate/Workplace First Aid Training Be Prepared to Save Lives



Corporate/Workpl... 30 Min...

Course Description

☒ I agree to enroll in this course

Enroll Now

6. After payment and approval. Now you can Read your Modules
7. Click on take Exams. After answering questions. Click on submit answers



MENU

Time Remaining: 19m : 53s

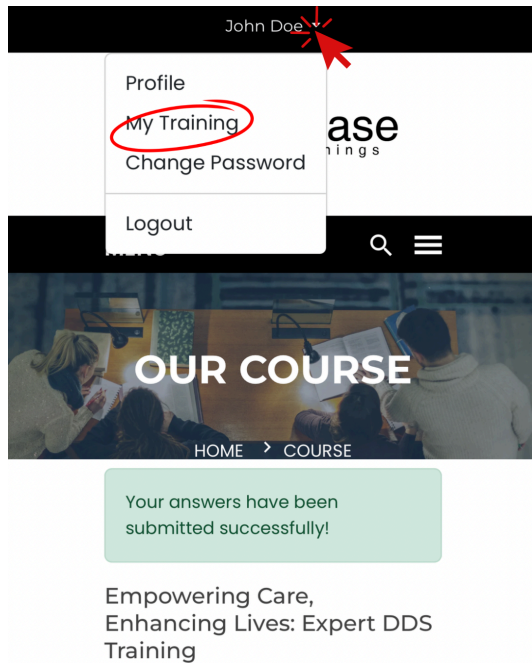
What is the first step in infection control?

Options:

☐ Using disinfectants

Submit Answers

8. To check your results, click on the dropdown arrow and select “My Training”



9. Click on “view certificate “ now you can download your certificate at the comfort of your home and at your own pace

Marks Obtain	Result	Preview	View Certificate	Action
10	Pass	<a href="#">View Questions</a>	<a href="#">View Certificate</a>	<a href="#">Renew</a>

